

# SCC Series Part Numbering



## Features

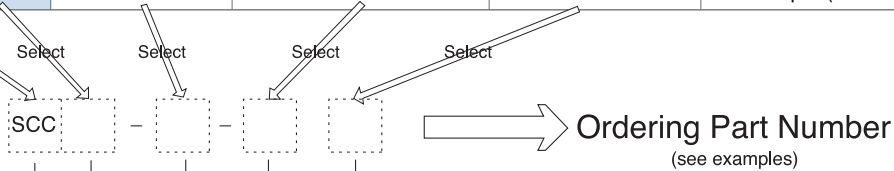
- Rugged
- Light weight
- Low cost
- General purpose

## Applications

- Industrial

## Part Numbering

Product Number		Size	Number of Contacts	Suffix (Contact Type)	Notes
Series	Prefix (Body)				
SCC	6A	13,16,21,25	13 size : 3,5 16 size : 7,8,10 21 size : 3,4,10,16 25 size : 16,24	P	Plug(Male)
	2A			S	Plug(Female)
				P	Receptacle(Male)
	1A			S	Receptacle(Female)
				P	Adapter(Male)
	S			Adapter(Female)	



### Connector Series (Body Type)

- SCC6A - Plug
- SCC2A - Receptacle
- SCC1A - Adapter

### Size

13,16,21,25

### No. of Contacts

- 13 Size : 3,5
- 16 Size : 7,8,10
- 21 Size : 3,4,10,16
- 25 Size : 16,24

### Contact Type

- P : Male
- S : Female

### Examples

SCC6A - 13 - 3P  
SCC Series Plug - Size 13 - 3 Male Contacts

SCC2A - 16 - 10S  
SCC Series Receptacle - Size 16 - 10 Female Contacts

SCC1A - 25 - 24P  
SCC Series Adapter - Size 25 - 24 Male Contacts

Specifications subject to change without notice. Consult Sam Woo Electronics for the latest specifications.

■ Major Performances / Contact Arrangements

Performance	Size 13		Size 16		
	3	5	7	8	10
Withstanding Voltage (per min) <sup>1</sup>	AC 1500V, 1min	AC 1000V, 1min	AC 1000V, 1min	AC 1000V, 1min	AC 1000V, 1min
Current	10A	5A	10A	5A	5A
Insulation Resistance (Minimum) <sup>2</sup>	1,000M Ω	1,000M Ω	1,000M Ω	1,000M Ω	1,000M Ω
Contact Resistance (Maximum) <sup>3</sup>	5m Ω	5m Ω	5m Ω	5m Ω	5m Ω
Solder Pot Inside Diameter (φ)	1.5	1.0	1.5	1.0	1.0
Wire Gauge (Maximum)	AWG18	AWG20	AWG18	AWG20	AWG20
Contact Arrangement					

Performance	Size 21				Size 25	
	3	4	10	16	16	24
Withstanding Voltage (per min) <sup>1</sup>	AC 1500V, 1min	AC 1500V, 1min	AC 1000V, 1min	AC 1000V, 1min	AC 500V, 1min	AC 500V, 1min
Current	20A	15A	10A	5A	10A	5A
Insulation Resistance (Minimum) <sup>2</sup>	more than 1000M Ω at DC 500V	more than 1000M Ω at DC 500V	1,000M Ω	1,000M Ω	500M Ω	500M Ω
Contact Resistance (Maximum) <sup>3</sup>	5m Ω	5m Ω	5m Ω	5m Ω	5m Ω	5m Ω
Solder Pot Inside Diameter (φ)	2.7	2.2	1.5	1.0	1.5	1.0
Wire Gauge (Maximum)	AWG12	AWG14	AWG18	AWG20	AWG18	AWG20
Contact Arrangement						

<sup>1</sup> Withstanding voltage is the tested voltage value in this table.  
<sup>2</sup> Insulation resistance is measured at DC 100V.  
<sup>3</sup> Contact resistance is measured at DC 1A.  
 • Values are from tested items and may not apply to all connectors.  
 • Specifications subject to change without notice.  
 • Consult Sam Woo Electronics for the latest specifications.  
<sup>4</sup> Connector contact arrangement is from mating surface.

■ Material Used / Finish

	Material	Finish
Body	Aluminum alloy	Ni Plating
Insulator	Thermosetting resin	UL94V-0 ; Blue, Green
Contacts	Male	Copper alloy
	Female	Copper alloy

■ Mating & Unmating Force

Shell Size	Contacts	Force	Shell Size	Contacts	Force
13	3	< 1.4Kg	13	5	< 1.5Kg
16	7	< 3.2Kg	16	10	< 3.4Kg
21	10	< 4.5Kg	21	16	< 5.5Kg
25	16	< 7.2Kg	25	24	< 8.2Kg

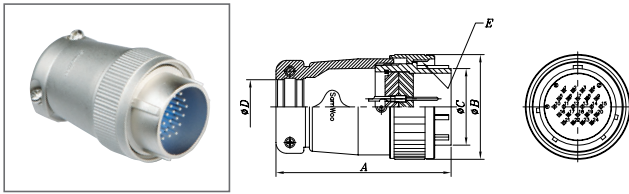
■ SCC Series Mini-map



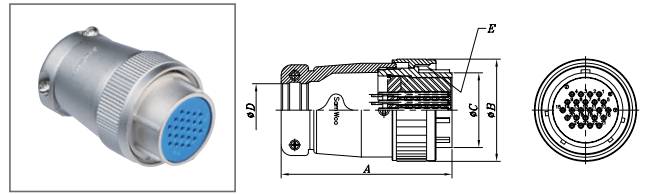
Specifications subject to change without notice. Consult Sam Woo Electronics for the latest specifications.

# SCC Series Male / Female Plug, Receptacle, Adapter

## ■ SCC6A Plug

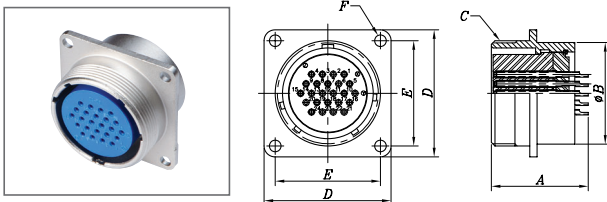


Product Number	A	∅ B	∅ C	∅ D	E
SCC6A-13- 3P	45,7	21,5	12,7	8,0	M18×1,0P
SCC6A-13- 5P					
SCC6A-16- 7P					
SCC6A-16- 8P	48,0	25,5	16,3	11,5	M22×1,0P
SCC6A-16-10P					
SCC6A-21- 3P					
SCC6A-21- 4P	53,5	29,7	20,5	14,0	M26×1,0P
SCC6A-21-10P					
SCC6A-21-16P					
SCC6A-25-16P	56,5	33,8	24,7	17,5	M30×1,0P
SCC6A-25-24P					

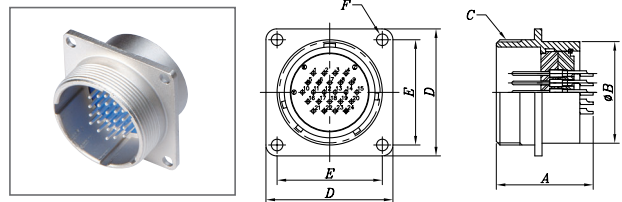


Product Number	A	∅ B	∅ C	∅ D	E
SCC6A-13- 3S	45,7	21,5	12,7	8,0	M18×1,0P
SCC6A-13- 5S					
SCC6A-16- 7S					
SCC6A-16- 8S	48,0	25,5	16,3	11,5	M22×1,0P
SCC6A-16-10S					
SCC6A-21- 3S					
SCC6A-21- 4S	53,5	29,7	20,5	14,0	M26×1,0P
SCC6A-21-10S					
SCC6A-21-16S					
SCC6A-25-16S	56,5	33,8	24,7	17,5	M30×1,0P
SCC6A-25-24S					

## ■ SCC2A Receptacle

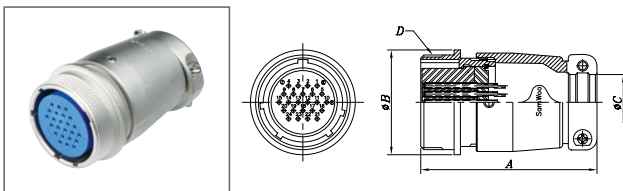


Product Number	A	∅ B	C	D	E	F
SCC2A-13- 3S	27,8	16,0	M18×1,0P	26,0	20,0	4-∅3,2
SCC2A-13- 5S	26,5					
SCC2A-16- 7S	27,6					
SCC2A-16- 8S	27,6	19,8	M22×1,0P	29,0	23,0	4-∅3,2
SCC2A-16-10S	27,0					
SCC2A-21- 3S	31,1					
SCC2A-21- 4S	29,4	24,0	M26×1,0P	32,0	26,0	4-∅3,3
SCC2A-21-10S	27,1					
SCC2A-21-16S	26,6					
SCC2A-25-16S	27,3	27,9	M30×1,0P	35,0	29,5	4-∅3,3
SCC2A-25-24S	26,7					

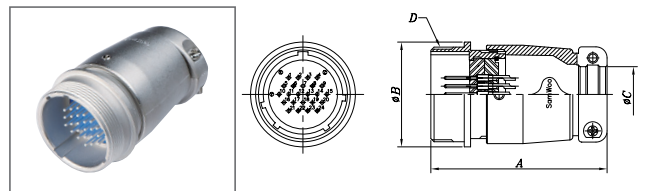


Product Number	A	∅ B	C	D	E	F
SCC2A-13- 3P	26,5	16,0	M18×1,0P	26,0	20,0	4-∅3,2
SCC2A-13- 5P						
SCC2A-16- 7P						
SCC2A-16- 8P	26,5	19,8	M22×1,0P	29,0	23,0	4-∅3,2
SCC2A-16-10P						
SCC2A-21- 3P						
SCC2A-21- 4P	30,9	24,0	M26×1,0P	32,0	26,0	4-∅3,3
SCC2A-21-10P	29,4					
SCC2A-21-16P	25,5					
SCC2A-25-16P	26,3	24,0	M26×1,0P	32,0	26,0	4-∅3,3
SCC2A-25-24P	26,2					
SCC2A-25-24P	26,5	27,9	M30×1,0P	35,0	29,5	4-∅3,3

## ■ SCC1A Adapter



Product Number	A	∅ B	∅ C	D
SCC1A-13- 3S	45,0	21,0	8,0	M18×1,0P
SCC1A-13- 5S				
SCC1A-16- 7S				
SCC1A-16- 8S	47,8	25,0	11,5	M22×1,0P
SCC1A-16-10S				
SCC1A-21- 3S				
SCC1A-21- 4S	51,5	29,0	14,0	M26×1,0P
SCC1A-21-10S				
SCC1A-21-16S				
SCC1A-25-16S	55,5	33,0	17,5	M30×1,0P
SCC1A-25-24S				



Product Number	A	∅ B	∅ C	D
SCC1A-13- 3P	45,0	21,0	8,0	M18×1,0P
SCC1A-13- 5P				
SCC1A-16- 7P				
SCC1A-16- 8P	47,8	25,0	11,5	M22×1,0P
SCC1A-16-10P				
SCC1A-21- 3P				
SCC1A-21- 4P	51,5	29,0	14,0	M26×1,0P
SCC1A-21-10P				
SCC1A-21-16P				
SCC1A-25-16P	55,5	33,0	17,5	M30×1,0P
SCC1A-25-24P				

Specifications subject to change without notice. Consult Sam Woo Electronics for the latest specifications.



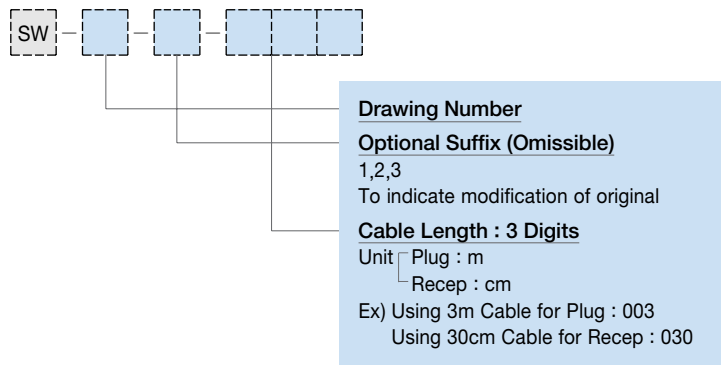
**Features**

- Rugged
- Light weight
- Low cost
- General purpose
- Standard and Custom Design

**Applications**

- Industrial

■ **Part Numbering**



■ **Plug Cable Assembly**



Type	Construction
A	SCC Connector + Cable + Housing
B	SCC Connector + Cable + SCC Connector

※ Design and Customization Service Available

■ **Receptacle Cable Assembly**



Type	Construction
A	SCC Connector + wire + Open end
B	SCC Connector + wire + Housing
C	SCC Connector + wire + Housing with core

※ Design and Customization Service Available