

SXR Series Part Numbering



Features

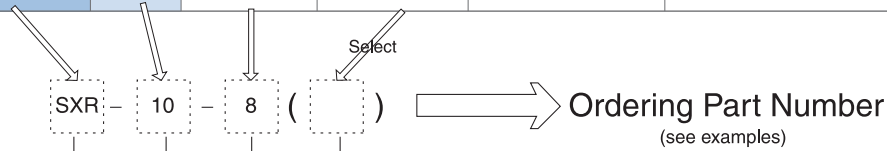
- Miniature
- Ultra Light Weight
- Ground Function

Applications

- Professional Audio
- Professional Video
- Camera

Part Numbering

Series	Size	Number of Contacts	Suffix	Contact Type	Notes
SXR	10	8	P	Male	SXR Series Plug
			R	Female	SXR Series Receptacle



Connector Series SXR Series
Size 10
No. of Contacts 8
Body Type P : Plug R : Receptacle (solder termination)

Examples

SXR - 10 - 8 (P)
SXR series - Size 10 Plug - 8 Male Contact

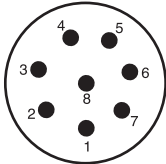
SXR - 10 - 8 (R)
SXR series - Size 10 Receptacle - 8 Female Contact

Material Used / Finish

	Material	Finish
Body	Alluminum alloy	Ni Plating
Insulator	PBT resin	Black
Contacts	Male	Brass Silver Plating
	Female	Phosphor bronze Silver Plating

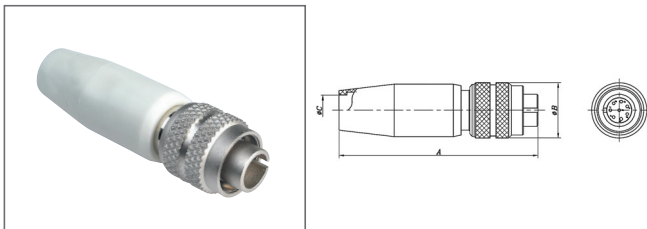
Specifications subject to change without notice. Consult Sam Woo Electronics for the latest specifications.

■ Major Performances / Contact Arrangements

Size / No. of Contacts	Size 10
Performance	8
Withstanding Voltage (per min) ¹	AC 300V
Rated Current	2A
Insulation Resistance (Minimum) ²	1,000M Ω
Contact Resistance (Maximum) ³	20m Ω
Solder Pot Inside Diameter	∅ 0,9
Wire Gauge (Maximum)	AWG20
Contact Arrangement	

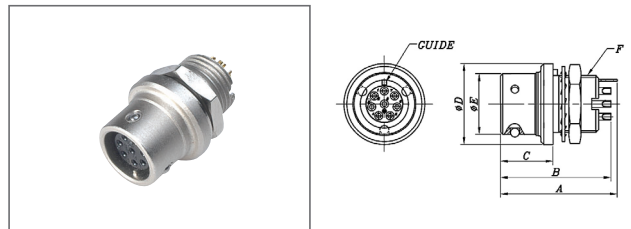
¹ Withstanding voltage is the tested voltage value in this table.
² Insulation resistance is measured at DC 100V.
³ Contact resistance is measured at DC 1A.
 • Values are from tested items and may not apply to all connectors.
 • Specifications subject to change without notice.
 • Consult Sam Woo Electronics for the latest specifications.
⁴ Connector contact arrangement is from mating surface.

■ SXR Plug



Product Number	A	∅ B	∅ C
SXR-10-8 (P)	50,0	14,0	8,0

■ SXR Receptacle



Product Number	A	B	C	∅ D	∅ E	F
SXR-10-8 (R)	20,2	19,1	9,1	14	10,5	M10×0,75P

■ SXR Series Mini-map

